

What are we doing?

It is important that, having consulted our Sixth Form students, we should consider what could be done regarding their concerns.

1. You thought induction was too long so we plan to cut it to two days in 2007
2. Too many students said they were unaware of what to do if a fire broke out on site. The College has carried out fire drills and is circulating reminders about evacuation procedures.
3. Too many staff overlooked information brought to interview by applicants. Interviewers will be reminded to examine all records of achievement and a prompt has been put in the interview record form.
4. Many students are unaware of the complaints procedure. More publicity will be undertaken in posters etc.
5. We will endeavour to raise the proportion of students who think the college is kept clean, tidy and litter free with further campaigns.
6. SFC managers will work with the Students' Association to improve student common room facilities and activities.

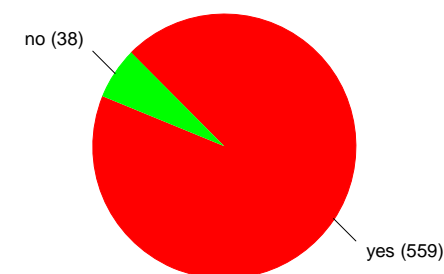
College Management recognises that some students feel they are asked to complete too many questionnaires. These surveys are, however, a very important factor in the College's analysis of its services to the students and are a requirement of College Inspection procedures. Student participation in completing these surveys is greatly appreciated.

First Impressions Student Survey 2006/07

The annual First Impressions survey of first year full-time students was carried out in October 2006. The purpose of this leaflet is to provide College staff and students with a brief feedback of the results. They are based on **622** completed forms.

The contribution of students completing surveys is greatly valued and our thanks go to all those who participated in this particular survey.

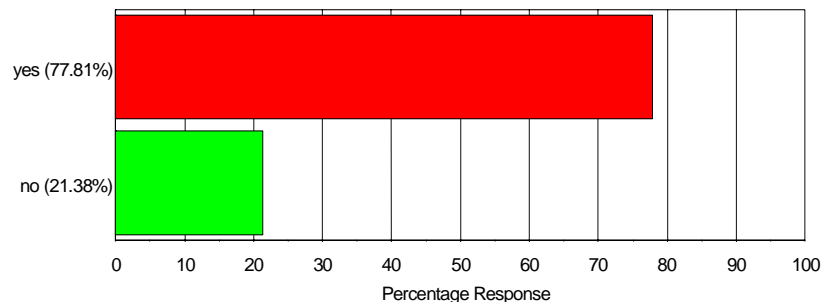
Would you recommend the College?



90% of the 622 surveyed students said they would recommend Stanmore College.

The number of students who made Stanmore their first choice of college in 2006 was similar to last year at 78%.

Was Stanmore your first choice of college?

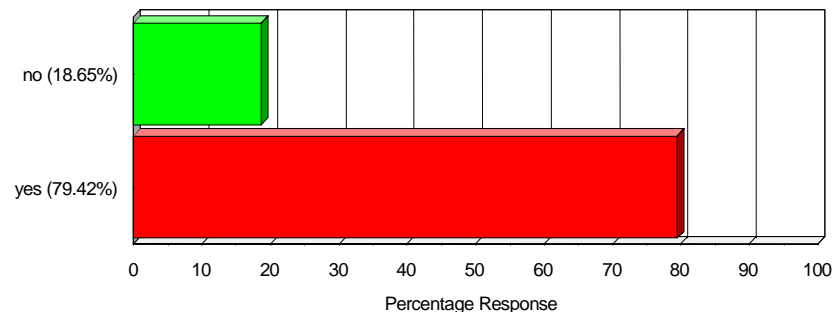


Friends and family remained the overwhelming influence in students' choice of college increasing to 48% and 42% of students respectively. Ease of transport and nearness to the College influenced 27% of students, a 4% decrease on last year.

77% of students said they received a printed course information sheet prior to enrolling and 89% found it easy to obtain information about the College. The vast majority of these found the information they received useful. 81% found the prospectus useful; 12% had not read it.

Regarding interviews prior to enrolment, 91% said they covered all matters they considered important and 95% found them friendly. 78% said they referred to information or materials they had brought with them.

Were you satisfied with enrolment process?



Satisfaction with the enrolment process remained consistent at just over 79%.

The percentage of students who acknowledged having received various information at Induction or in their first few weeks of College fluctuated from last year, with notable decreases in information received on the Students' Association and counselling, and an increase in Health & Safety regulations.

There was an 8% increase in the number of students who had read the College Handbook/Charter (67%) and a 21% increase in those who were aware of the Complaints Procedure (64%).

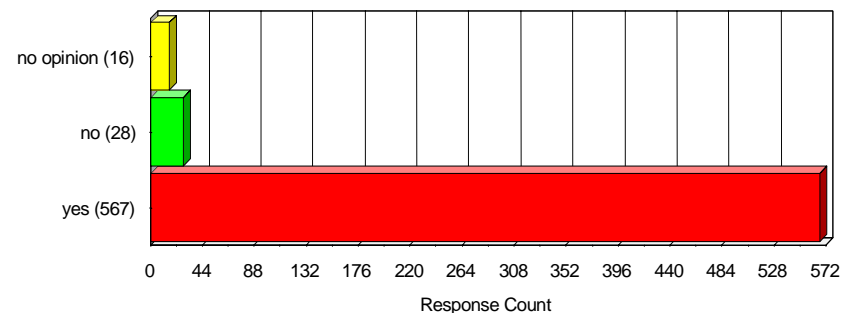
When asked their opinion of the length of the College day and number and duration of breaks, students consistently give lower levels of satisfaction at the beginning of the year as opposed to the end of the year. The percentages at the beginning of 2006/07 were similar to those at the beginning of last year, except there was a 7% decrease in those who considered the duration of breaks to be about right, 39% saying they were too short.

Students were asked their opinion of College facilities. Those rating the Learning Centre good or adequate remained high at 92%. There were notable increases for student social areas (up 13% to 77%), sports facilities (up 7% to 66%), teaching areas (up 3% to 86%) and the Acorn Café (up 3% to 82%). Private study areas, directions/signs on site and washrooms/toilets remained similar at 74%, 85% and 82% respectively.

85% of students agreed that the College site was kept clean, tidy and litter free.

With regard to safety, 85% said they knew what to do if a fire broke out on site. 91% of students said they felt safe around the site and 93% felt safe in class.

Do you feel safe around the site?



A few students commented that Induction was too long and several praised Stanmore College for its friendly environment.